

# Sonosite **ST**

Procedural Partner



# Workflow **simplified.**

## Sonosite Voice Assist

Operate Sonosite ST with simple voice commands.

## Sonosite PIV Assist

AI-powered tool for vessel identification.

## Large portrait display

Touchscreen display with large clinical image area and one-touch cleaning mode.



# A personal touch.



## Streamlined design

Sonosite ST is designed to accommodate how you move and where you go - engineered to adjust to the needs of the patient and procedure, putting all the tools in all the right places.



## Sonosite Voice Assist

An assistant at your command. Perform simple, everyday commands such as image save, color on, and reduce depth, while being hands-free, untethered to the system, and closer to the patient.

## Empowering efficient procedures

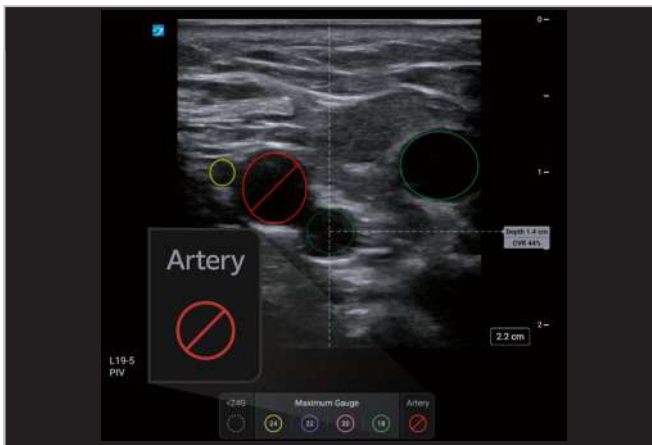
Sonosite ST supports your procedures by providing intuitive access to all essential controls around a clear, high-quality image—helping you perform with accuracy and confidence.

## Sonosite image clarity

With its sleek interface, Sonosite ST incorporates the image clarity you have come to know and rely on from a Sonosite system.

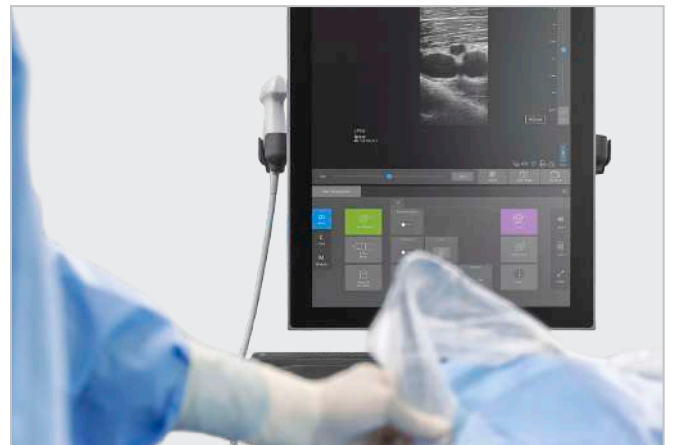
## Enhanced workflow

With its all-touchscreen interface, Sonosite ST optimizes workflows and puts essential information within easy reach, allowing you to focus more on patient care.



### Sonosite PIV Assist

AI-powered vessel identification that delivers real-time vein vs. artery differentiation, color coded vessels matched to catheter size, and live catheter-to-vessel ratio (CVR) visualization.



### Rest assured with data security

Sonosite ST includes robust security features to keep patient information safe and networks secure. The system meets FIPS199, FIPS200, and NIST 800-53.

# Built to withstand.



**C5-1**

**Scan Depth:** 4.7–30 cm

**Applications:** Abdomen, Lung, Gynecology, Nerve, Musculoskeletal, Early Obstetrics, Obstetrics, Procedural Abdomen, Spine



**C10-3**

**Scan Depth:** 3–18 cm

**Applications:** Abdomen, Gynecology, Lung, Nerve, Musculoskeletal, Spine



**IC10-3**

**Scan Depth:** 3–15 cm

**Applications:** Gynecology, Early Obstetrics, Obstetrics, Prostate



**L12-3**

**Scan Depth:** 1.5–9 cm

**Applications:** Arterial, Breast, Carotid, Lung, Musculoskeletal, Nerve, Ophthalmic, PIV, Superficial, Venous



**L13-6**

**Scan Depth:** 1–6 cm

**Applications:** Musculoskeletal, PIV, Superficial, Venous



**L15-4**

**Scan Depth:** 1.5–6 cm

**Applications:** Arterial, Breast, Carotid, Musculoskeletal, Nerve, Superficial, Venous



**L19-5**

**Scan Depth:** 1–6 cm

**Applications:** Arterial, Lung, Musculoskeletal, Nerve, Ophthalmic, PIV, Superficial, Vascular Access, Venous



**P5-1**

**Scan Depth:** 5–35 cm

**Applications:** Abdomen, Cardiac, Focused Cardiac, Lung, Obstetrics, Orbital, Transcranial Doppler (TCD)

## Our transducers




operate safely after **3 ft drop test**.



endure **50,000 major flex and twist cycles**.



scan continuously for **12 hours** at 40 degrees celsius and 95% humidity.



# Learn More

As part of our commitment to providing accessible education, Sonosite ST includes an expansive library of on-system training, with more than 150 scan-along tutorials including anesthesiology, pain management, procedures, and more.

Explore education at [sonosite.com/education](https://sonosite.com/education)

**FUJIFILM**  
Value from Innovation

**SONOSITE**

**FUJIFILM Sonosite, Inc.**

Worldwide Headquarters  
21919 30th Drive SE, Bothell, WA 98021-3904  
Tel: +1 (425) 951 1200 or +1 (877) 657 8050  
Fax: +1 (425) 951 6800 [sonosite.com](https://sonosite.com)

**FUJIFILM Sonosite BV**

European Headquarters  
Joop Geesinkweg 140, 1114 AB  
Amsterdam, Netherlands  
Tel: +31 20 462 0000

**Sonosite Worldwide Offices**

FUJIFILM Sonosite Australasia Pty Ltd: Australia . . . . .	1300 663 516	FUJIFILM Sonosite SARL-France . . . . .	+33 182 880 702
FUJIFILM Sonosite Australasia Pty Ltd: New Zealand . . . . .	0800 888 204	FUJIFILM Asia Pacific Pte. Ltd. . . . .	+65 6383 9933
FUJIFILM Sonosite Canada Inc. . . . .	+1 888 554 5502	FUJIFILM (China) Investment Co., Ltd . . . . .	+86 21 5010 6000
FUJIFILM Sonosite GmbH-Germany. . . . .	+49 69 80 88 40 30	FUJIFILM Medical Co., Ltd.-Japan . . . . .	+81 3 0418 7190
FUJIFILM Sonosite Iberica SL-Spain. . . . .	+34 91 123 84 51	FUJIFILM Middle East (FZE) . . . . .	+971 4 887 8722
FUJIFILM Sonosite India Pvt Ltd . . . . .	+91 120-4414100		
FUJIFILM Sonosite Ltd-United Kingdom . . . . .	+44 1462 341 151		

SONOSITE and the SONOSITE logo are registered and unregistered trademarks of FUJIFILM Sonosite, Inc. in various jurisdictions. FUJIFILM is a registered trademark of FUJIFILM Corporation in various jurisdictions. All other trademarks are the property of their respective owners.

Copyright © 2026 FUJIFILM Sonosite, Inc. All rights reserved. Subject to change.

MKT03683 Rev G 01/2026